

THE WEB APPLICATION FOR PROMOTE TRAVELING PLACES IN SARABURI PROVINCE, THAILAND

Yosita Deeprai* & Kittiya Poonsilp**

****Faculty of Science and Technology, Suan Sunandha Rajabhat University, Bangkok Thailand
E-mail: yosita.de@ssru.ac.th*, kittiya.po@ssru.ac.th***

ABSTRACT

This study aims to develop a web application for promoting tourist attraction in Saraburi province such as the Sunflowers Garden, Sam Lhan Waterfall National Park, Phra Phutthabat Temple, Pa Sak Jolasid Dam, and Chet Sao Noi Waterfall National Park. To facilitate the search for tourist attraction areas and the locations in the province, the estimator was used to estimate the value and using standard deviation for calculation of satisfaction in various aspects e.g. the functional requirement test, the functional test, the usability test, security test, and integrity test. The average satisfaction of the five responding criteria was “Good” toward the system for promoting tourism in a local province of Thailand.

Keyword: study, sensory, evaluation, screening, curry paste

1. INTRODUCTION

Saraburi is a province located in central Thailand which is the most important resource of the Buddhist monument, cultural and natural tourist attraction e.g. beautiful tradition such as Festival of Floral Offerings, Buddha's Footprint worship, cultural and natural tourist attraction such as Phra Phutthabat Temple [1], Chet Sao Noi Waterfall National Park, Sam Lhan Waterfall National Park, Sunflowers Garden, etc. [2, 3]. Travel and tourism is an important economic activity in most countries around the world. It should enhance and publicize events promoting accredited Natural and cultural tourist attraction in a local province.

The website is very important to access data. It is a source that collects a lot of data and responds to the search for information by users. Currently, tourist attractions and local cultural activities in Saraburi province are not well-promoted. In this study, a website was developed for the attraction of natural and cultural tourism in Saraburi province.

2. OBJECTIVES

1. To develop a website for promoting tourist attraction and tradition in Saraburi province
2. To update database on tourist attraction and local tradition in Saraburi province

3. METHODS

3.1 Analysis and design

The main page of website was divided into 5 sections: 1) Province, select history and specification in Saraburi; 2) Tradition, select interesting tradition's details, calendar, map and gallery; 3) Natural and cultural tourist attraction [4], select interesting tourist attraction detail, photo albums and map; 4) Other places. Database and photos of tourist attraction and tradition were stored in Administrator's section. As show in Figure 1- 4 respectively.

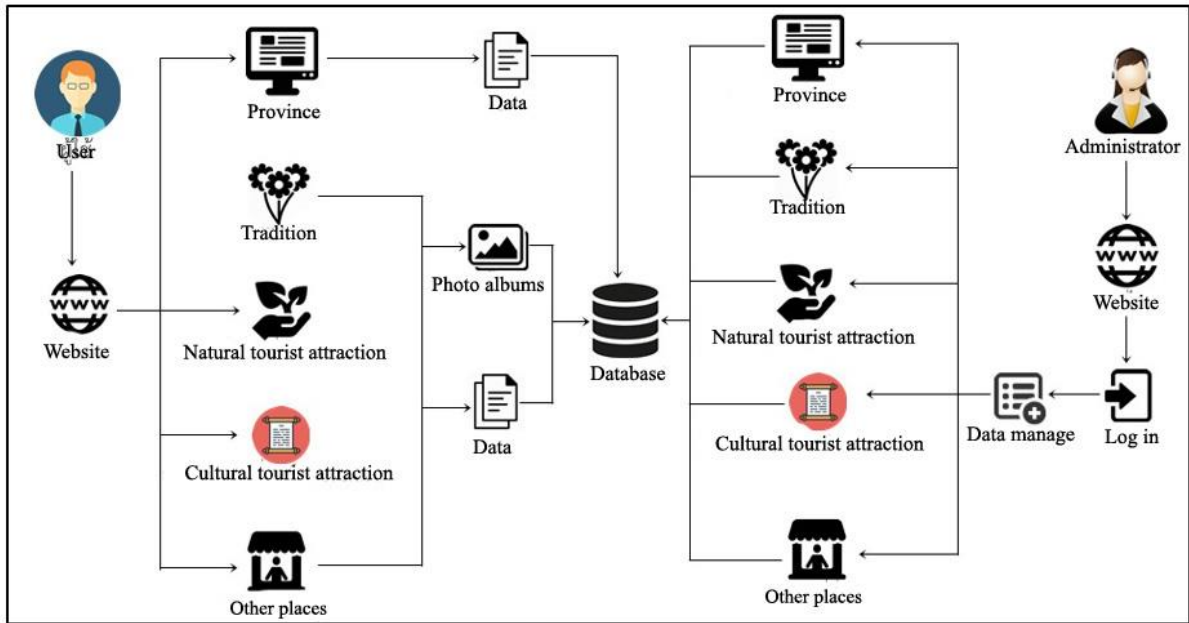


Figure 1. The web application to promote traveling places in Saraburi province workflow diagram.

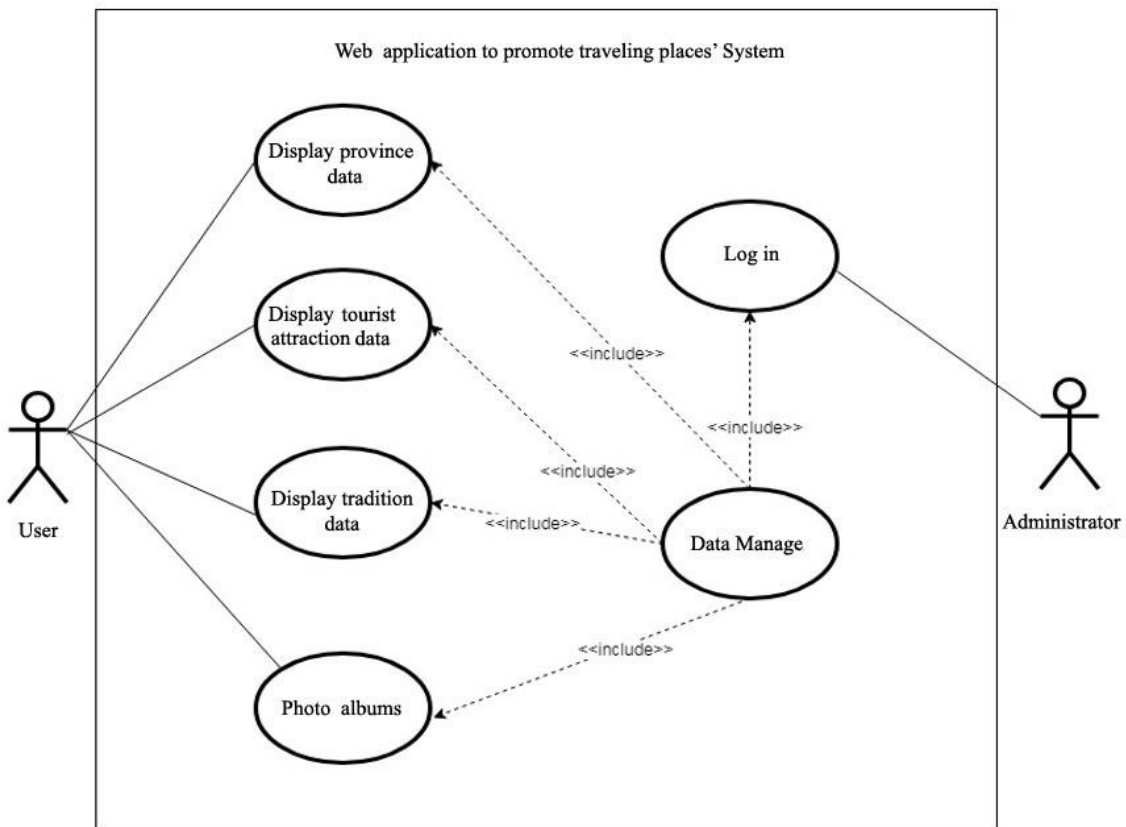


Figure 2. Use Case Diagram for Web application to promote traveling places' System.

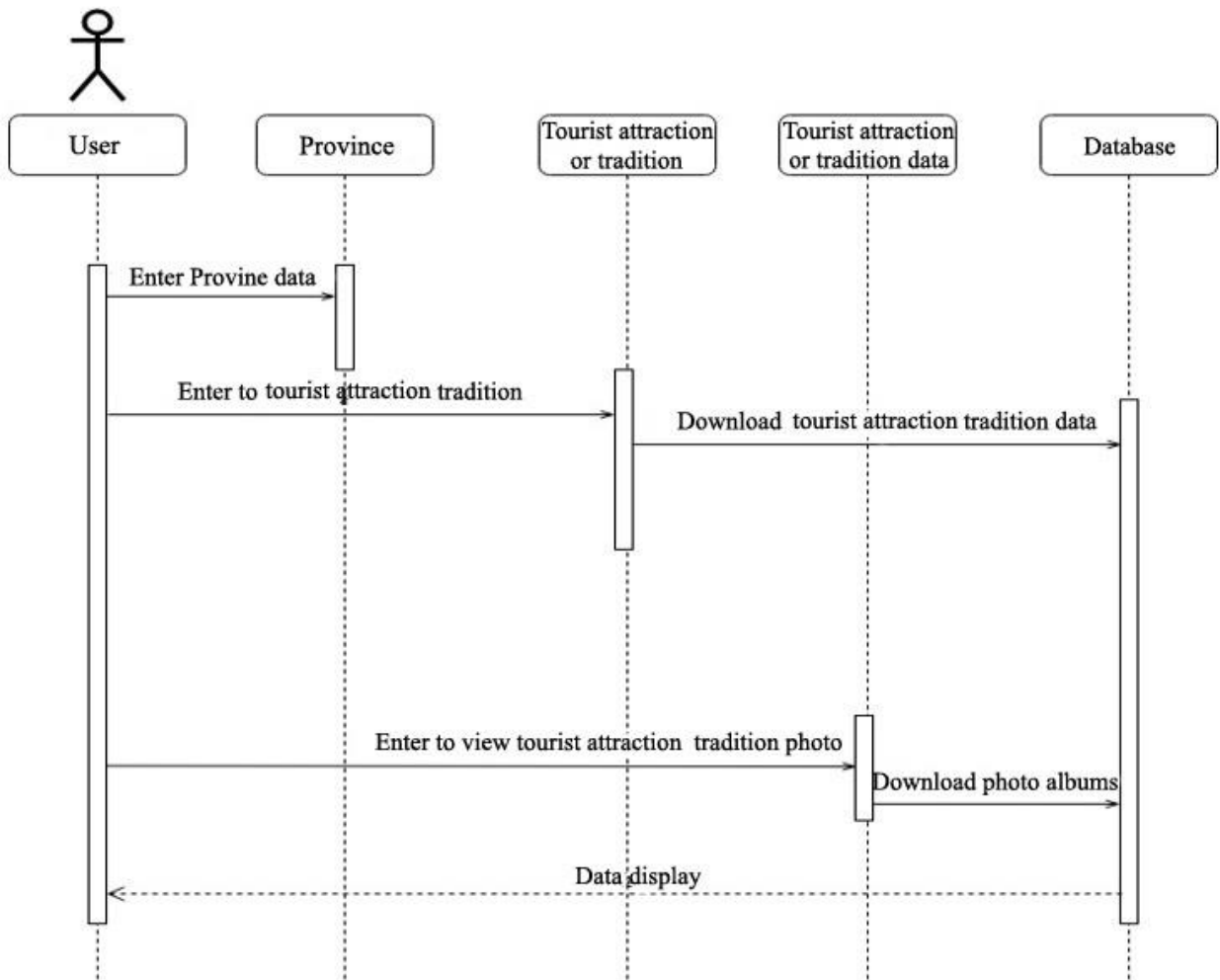


Figure 3. The Sequence Diagram modified from Panyawai [5].

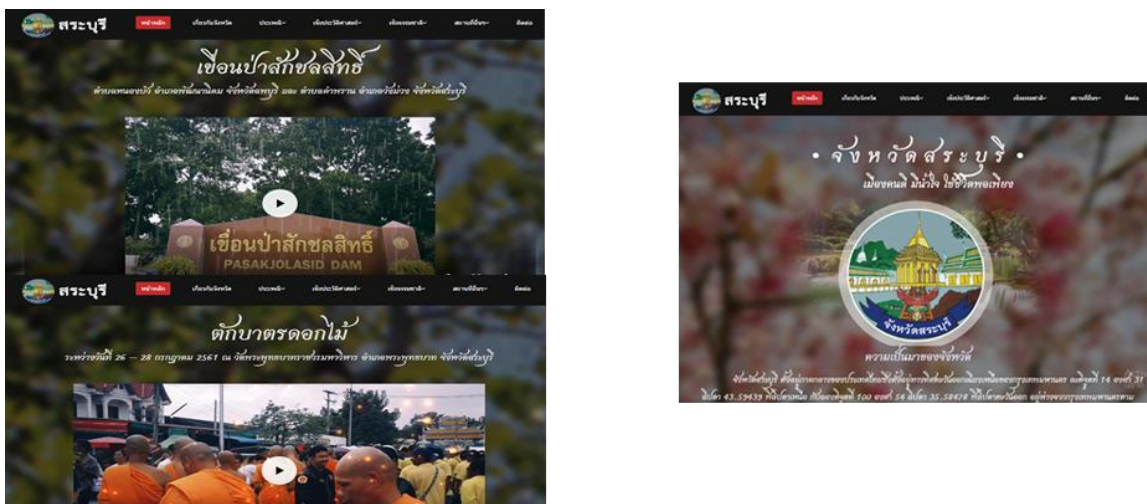


Figure 4. The home page of application to promote traveling places in Saraburi province modified from Kittikhun et al.[6]

4. RESULTS

Development The state of development the web application to promote traveling places in Saraburi province, Thailand, HTML5, CSS3, PHP, and Java Script was used to implement and coding with MySQL database. The system consists of the detail interesting information's place, the travel map, ticket price, time schedules, search system, categorization system and map. The home page is displayed the menu keys such as location name search, arrow selection show, main menu, rotation menu and location map. The user can click on the map or some area, picture to see more information of each place. For a backend, the system administrator can be used to manage the policy such as log-in name and password. This system also offers the administrator to edit or updating more information any time that corresponded to the related information in the database.

Evaluate Black-Box testing [7]: We tested and evaluated the performance of the system by using the Black Box Testing and Questionnaires. There are 50 users that were used to test this website. Black Box testing was estimated in the error of the project as follows: functional requirement test, functional test, usability test, security test and integrity test. The functional requirement test was evaluated the ability of the system to support the requirements of the users and functional test was used to evaluate the accuracy of the system the proposed. [8], [9]

Presenting the results of the analysis of the reliability of the SPSS program using the alpha coefficient method (Alpha efficiency) of Cornbrash by [10] to the probability of winning by a value between $-1 \leq \alpha \leq 1$. The value should not be less than 0.75 and close to 1 lot. That there are many high confident.

Table 1. The Results of user test by category of evaluation modified from [11].

CATEGORY OF EVALUATION	\bar{x}	S.D.	Efficacy level
Functional Requirement Test			
1. the user find tourist places	4.13	0.83	Good
2. the accuracy of function find tourist attraction	4.12	0.83	Good
3. the reliability of program's function	4.27	0.86	Good
Functional Test			
1. the accuracy of tourist attraction's position	4.45	0.65	Good
2. the accuracy of tourist attraction's detail	4.30	0.72	Good
Usability Test			
1.the facility for user	4.32	0.70	Good
2. the clarity on display	4.25	0.70	Good
3. the suitability of database	4.30	0.62	Good
4. the suitability of website's position	4.37	0.64	Good
Security Test			
1. the reliability of database for user	4.37	0.78	Good
2. the suitability of database for user	4.30	0.74	Good
Integrity Test			
1.the accuracy and reliability of result	4.35	0.71	Good
Total	4.31	0.73	Good

From Table 1, shows that assessment of the ability of the system to meet the needs of 50 users' respectively satisfaction in various aspects. The functional requirement test was $\bar{x} = 4.17$ and $SD = 0.84$. The Functional Test was $\bar{x} = 4.38$ and $SD = 0.69$. The Usability Test was $\bar{x} = 4.31$ and $SD = 0.67$. Security Test had a value of $\bar{x} = 4.33$ and $SD = 0.76$. For Integrity Test, the absolute value was $\bar{x} = 4.35$ and $SD = 0.71$. The average satisfaction of the five respondents' criteria was "Good" toward the system for promoting.

The results of the Black Box testing of the system

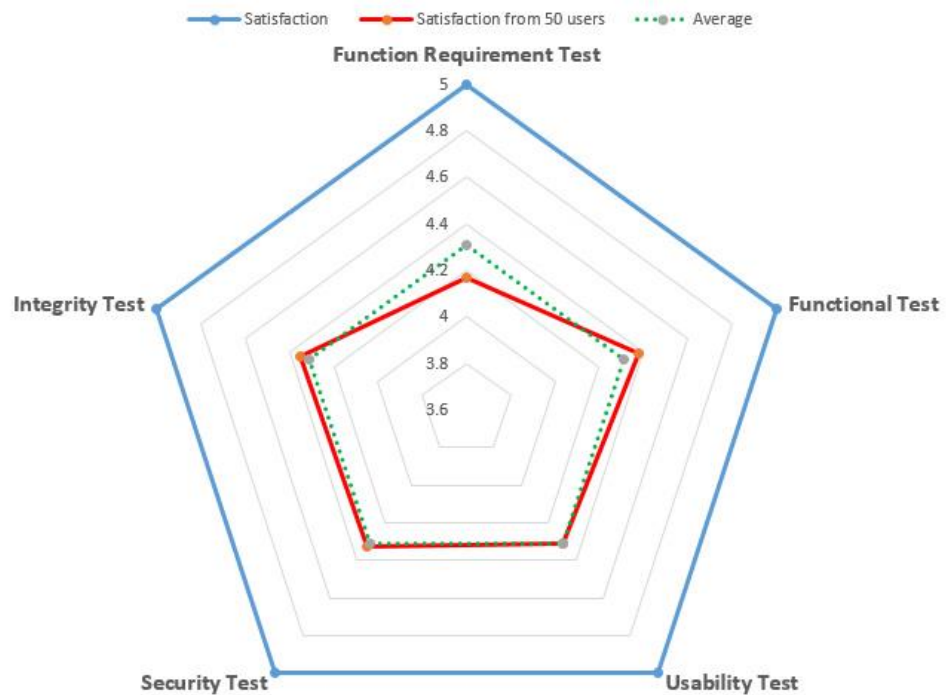


Figure 5. The results of the Black Box testing of the system

The results of the Black Box testing of the system as show in Fig 5 that a quality assessment of the System is well in all aspects and mean was 4.31 and standard deviations was 0.73 respectively.

5. ACKNOWLEDGEMENTS

This research of efficiency of the web application to promote traveling places in Saraburi province, Thailand was supported as part of a project funded by The Institute of Research and Development, Suan Sunandha Rajabhat University (www.ird.ssru.ac.th). I would like to thank the Computer Science Section, Department of Applied Science, Faculty of Science and Technology, Suan Sunandha Rajabhat University, Bangkok, Thailand 10300.

5. REFERENCES

- [1] Rattanalum W., (2013), Retrieved January, 28, 2018, from http://tdc.thailis.or.th/tdc/browse.php?option=show&browse_tye=title&titleid=432787.
- [2] Sawangkong, K. (2015), Retrieved January, 28, 2018, from http://tdc.thailis.or.th/tdc/browse.php?option=show&browse_type=title&titleid=471079.
- [3] Chaichan, T. (2013). Retrieved January, 28, 2018, from sutir.sut.ac.th:8080/sutir/bitstream/123456789/5233/2/Fulltext.pdf.
- [4] Sangpikul A., (2015). Retrieved January, 28, 2018, from http://www.kmutt.ac.th/jif/public_html/article_detail.php?ArticleID=167430.
- [5] Panyawai Y., (2015). Sequence Diagram Retrieved January, 28, 2018, from <http://sequencediagramit56.blogspot.com>.
- [6] Kittikhun, M., Tachpetpaiboon, N., and Saiper, D. (2017). A Development of 3-D Web Application to promote heritage tourism of Surat Thani province. ICBTS Conference Center & IJBTS International Journal of Business Tourism and Applied Sciences.
- [7] Williams, L. (2006). Testing Overview and Black-Box Testing Techniques. N.P.: n.p.
- [8] Amman, & Offutt. (2006). Introduction to software testing, p.p. 6-7. N.P.: n.p.
- [9] Janpla, S. & Kularbphetong, K. (2014). A Development of OTOP Web Application: In Case of SamutSongkhram Province, World Academy of Science, Engineering and Technology,

- International Science Index 85, International Journal of Computer, Control, Quantum and Information Engineering. 8 (1), pp. 24-26.
- [10] Vanichbuncha, K. (2002). SPSS for Windows (6th ed). Department of Statistics. Faculty of Commerce and Accountancy. Bangkok: Chula, Chulalongkorn University.
- [11] Pinyo Th. & Thovicha A. (2013). Statistics for Research (2nd ed). Nonthaburi: Fernkhaluang Printing and publishing limited partnership.